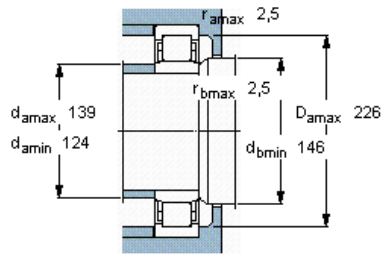
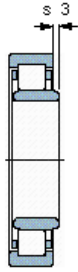
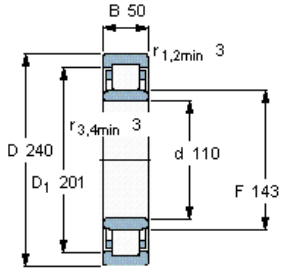
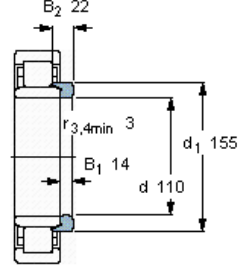


Cylindrical roller bearings, single row

| Principal dimensions | | | Basic load ratings | | Designation | Angle ring |
|----------------------|-----|----|--------------------|--------------|-------------------------------|-------------|
| d | D | B | dynamic C | static C0 | * SKF Explorer bearing | Designation |
| mm | | | kN | | - | - |
| 110 | 240 | 50 | 530 | 540 | NU 322 ECJ * | HJ 322 EC |



Calculation factors
 k_r 0,15
 e 0,2 γ 0,6



HJ 322 EC
 Mass kg 1,2